




Cryostrips

For the preparation of frozen histopathology samples



Category

Biological Materials

[View online](#)



Cryostrips are used to facilitate the preparation of blocks of small tissue used to generate frozen sections for microscopic analysis in histopathology laboratories. They have been designed to provide additional support for the matrix holding the tissue specimen and the dual colours allow specimen numbers to be written on the bottom of the strips, to improve identification. Their size is ideal for convenient storage of frozen tissue blocks in standard cryovials and the strips are made from a material that will not split or crack when used with typical histopathological freezing systems, including liquid nitrogen.